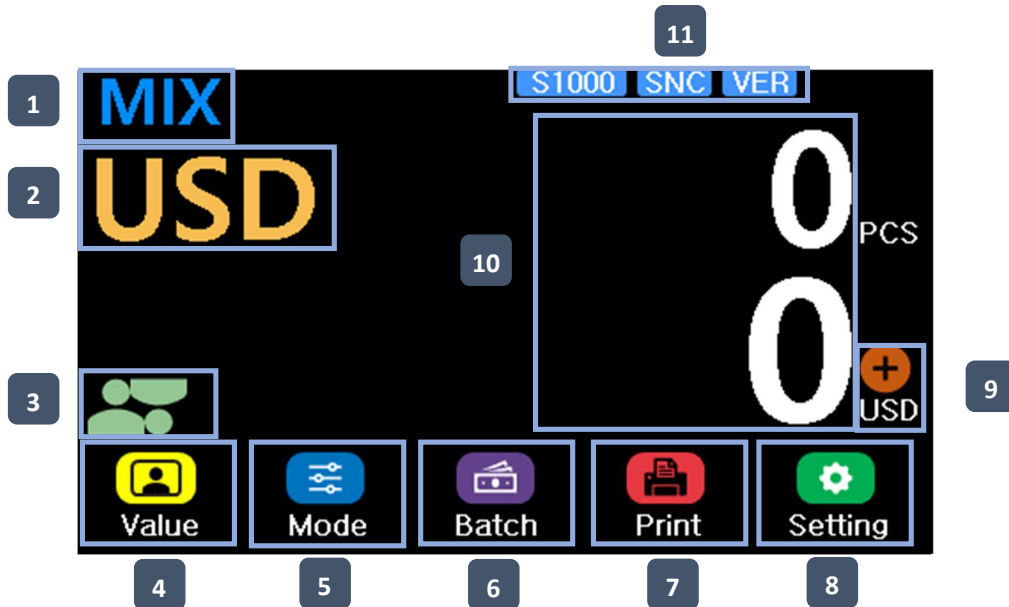


AL SERIES


Quick Manual

Main Display



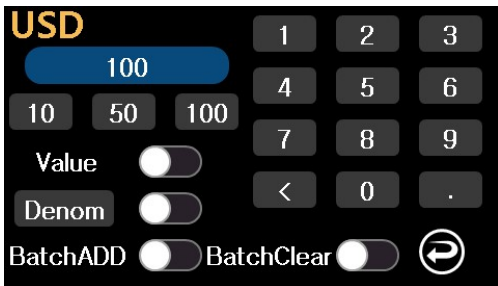
1	Display the current mode and change the mode by touch(MIX, SP, SG)
2	Currency, if user touch the icon, user can select the currency
3	Direction mode : FACE, ORIENT
4	Select the Value, Fitness and ATM mode
5	Enter the "Mode" menu
6	Set the Batch and dispense(Amount/Denom)
7	Print the receipt with count result
8	Enter the "Setting" Menu
9	Manual ADD
10	Amount and Quantity for the counted banknote If ADD is operated, dual information is displayed (Current count information and accumulated information) If user touch the area, user can check the detail count information
11	Information for the mode set (User, Count speed, Serial Number Compare, Version separation, ADD)

* Mode



- Mix: Count all denomination and version
- SP : First recognized denomination will be counted
- SG : Selected denomination will be counted
- FACE : FACE up direction will be standard
- ORIENT : First recognized direction will be standard
- ADD : Count Accumulation
- S/N : Serial Number reading
- S/N compare : Serial Number compare(Left/Right)
- VERSION : Version separation(Old/New/Vnew)
- Manual ADD : ADD the amount/quantity manually

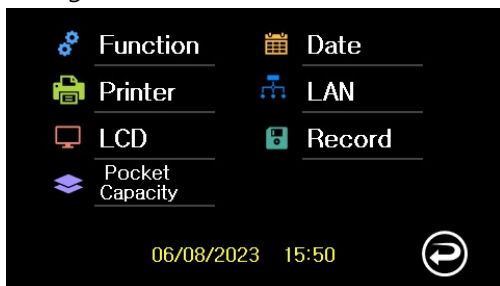
* Batch



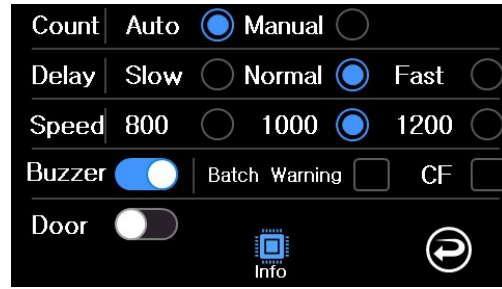
- Value : Set the amount for the count
- Denom : Set the quantity for each denomination
- BatchADD
Count results accumulated only when Batch is full.
- Batch Clear
Start the count from "0" always

* Print : Print the receipt when the printer is connected

* Setting

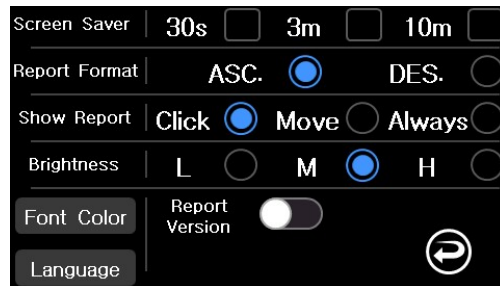


* Function



- Count : Set the count start(automatically/Manually)
- Delay : Timing for the count start
- Speed : Count speed
- Buzzer : Touch sound
- Batch Waring
Alarm when the banknotes are took without batch full
- CF : Alarm when the counterfeit is detected
- Door : Set the stacker door operation

* LCD Mode



- Screen Saver : Set the time for the screen saver
- Report format : Set the count detail display
- Show Report : Set the way for the count detail
- Brightness : Set the brightness level
- Font Color : Set the display font color
- Report version : banknote version in count detail
- Language : Set the language

* LAN : Set the network condition

* Record : Count data record

* Pocket Capacity : Set the pocket max capacity

